

## PlusFLEX Server Rack Cabinet



*Data Center Cabinets to Rack Up Success*

**PlusFLEX DATA CENTER SERVER CABINET****Shaping the Future of Data Center Infrastructure**

**Aeons PF rack enclosures** are engineered to meet the demands of diverse IT environments, including high-density and remote edge setups. With their versatile and feature-rich design, these enclosures offer enhanced frame structure, easy equipment rail adjustment, efficient cable management, and smart airflow management, resulting in faster installation, improved flexibility, and reduced operating costs.

**Advantages****Modular Flexible Rack**

- Deep, lightweight framework offering enhanced stability: 25% lighter, 25% stronger.
- 5,000 lb static / 3,000 lb dynamic load.
- Available in 42U, 45U, 48U, 52U and customized up to 56U/2600mm for optimal space utilization.
- Aisle containment systems compatible.

**Best-in-Class Energy Efficiency**

- AirSeal design ensures high cooling performance with optimal airflow management.
- Minimizes bypass airflow and recirculation, enhances rack-to-rack sealing.
- Trimmable grommet-sealed cable openings facilitate swift installation while preserving the seal.
- Doors 78% perforated.

**Advanced Cable Management**

- Suitable for excess cabling (3000+ Cat 6 cables).
- Integrated finger duct cable management conduit.
- 31.5 in (800mm) wide cabinets offer extra mounting space with swing door or brush modules to ensure air sealing and cable access.
- Roof panel supports overhead cabling and airflow containment.

**Streamlined Installation**

- Rear flush-mounting Zero-U accessory channels.
- Internal access leveling feet.
- Multi-tiered side doors.
- Effortless docking & baying.

**Speedy Deployment**

- Pre-assembled solution for quick implementation.
- Customized, knock-down packaging for on-site assembly, saving time and delivery.

## SPECIFICATIONS:

Description	<ul style="list-style-type: none"> <li>• Provide a secure, managed environment for server, computer, data storage and networking equipment; and accommodate power and cable management accessories.</li> <li>• For indoor use, in environmentally controlled areas</li> </ul>		
Available Sizes	<ul style="list-style-type: none"> <li>• Width : 23.6" (600mm) , 31.5" (800mm)</li> <li>• Depths: 39.5" (1000mm), 43.5" (1100mm) , 47.5" (1200mm)</li> <li>• Heights: 42U, 45U, 48U, 52U and customizable height</li> </ul>	Doors/Lock Kits	<ul style="list-style-type: none"> <li>• Front door: Single 78% perforated door, opens to 120° when bayed or not bayed</li> <li>• Rear doors: Choice of single or double 78% perforated doors; double doors open to 120° when bayed or not bayed</li> <li>• Single door reversible to open from the right or left</li> <li>• Hinge pins allow easy removal of doors</li> <li>• Interchangeable front or rear, must move hinges/ latch</li> <li>• Three-point latch mechanism</li> <li>• Swing handle; Keyed lock</li> <li>• Compatible with Electronic Lock Kit</li> </ul>
Package Includes	<ul style="list-style-type: none"> <li>• High-strength frame, 2</li> <li>• Equipment mounting rails, 4 (6 for 1200mm depth)</li> <li>• Perforated front door with swing handle lock, 1</li> <li>• Split rear door with swing handle, 1</li> <li>• Split side panels, 4</li> <li>• Built-in finger duct cable managers, 4</li> <li>• Top panel with cable pass-thru grommets, 1</li> <li>• Bottom panel with cable pass-thru grommets, 1</li> <li>• Leveling feet and casters, set/4</li> <li>• Floor attachment brackets, 2</li> <li>• PDU/accessory mounting brackets, 12</li> <li>• Grounding/bonding system, set/8</li> <li>• Baying hardware (M6 nuts and bolts), set/6</li> <li>• Equipment mounting hardware (M6 cage nuts, washers and screws), set/40</li> <li>• T25 Torx Bit to secure ground block and other accessories to cabinet frame</li> </ul>	Side Panel	<ul style="list-style-type: none"> <li>• Standard solid, two-piece panels (half height, full depth)</li> <li>• Bay cabinets with panels installed or removed</li> <li>• Panels with grommet-sealed cable openings are available as accessories</li> </ul>
Equipment Support	<ul style="list-style-type: none"> <li>• Front-to-back adjustable depth</li> <li>• 1-3/4"H (44.5 mm) U spacing, marked and numbered</li> <li>• 19"W, EIA-310 Universal 5/8"-5/8"-1/2" (15.9 mm – 15.9 mm – 12.7 mm) vertical hole spacing</li> </ul>	Airflow Management	<ul style="list-style-type: none"> <li>• Built-in AirSeal design blocks airflow around the sides and top of the equipment mounting space, so conditioned air passes through equipment, preventing exhaust air from recirculating</li> <li>• Requires a minimum rail setback of 3.9" (100 mm) from the front of the cabinet frame</li> <li>• Grommets that cover cable openings in the panels, frames and mounting rails to block airflow around equipment.</li> <li>• Built-in swing doors for air sealing and easy cabling access in wide (800mm) cabinet</li> </ul>
Materials	<ul style="list-style-type: none"> <li>• SPCC Steel frame, rails and panels</li> <li>• Plastic grommets/seals</li> </ul>	Cable Management	<ul style="list-style-type: none"> <li>• Integrated vertical cable managers at front and rear mounting rails</li> <li>• Rails has grommet-sealed cable pass-thru openings from front to rear</li> <li>• Cable lashing/accessory brackets installed at rear</li> <li>• Wide (800mm) cabinet has built-in high-density cable managers and removable swing doors for easy access</li> </ul>
Finish	<ul style="list-style-type: none"> <li>• Powder coat paint on frames and panels in Black (RAL9004 ) or Light Gray ( RAL7035)</li> <li>• Galvanized coat on rails</li> <li>• Grommet/seals, door handles and hinges are Black.</li> </ul>	Bonding and Grounding	<ul style="list-style-type: none"> <li>• Mounting rails, top panel, side panels, doors and frame feature integral electrical bonding; no additional ground straps are required</li> </ul>
Load Capacity	<ul style="list-style-type: none"> <li>• 4400 lb (2000 kg), static load on leveling feet</li> <li>• 2700 lb (1224 kg), rolling load on casters</li> </ul>	PDU/Accessory Brackets	<ul style="list-style-type: none"> <li>• Brackets and installation hardware for use with vertical Power Strips supports (3) 2.2"W (56 mm) or narrower PDUs side-by-side or one PDU up to 4"W (101.6 mm) and one PDU of 2.2W (56mm) or narrower attached to the rear frame</li> <li>• Provides tool-less attachment points spaced 61-1/4" (1556 mm) apart on all cabinets</li> <li>• Provides alternate tool-less attachment points spaced 64-3/4" (1645 mm) on cabinets 45U or taller</li> <li>• Full-height brackets are available as accessories</li> <li>• 32in (800mm) wide cabinet allows zero-U mounting of devices between the mounting rail and side panel.</li> </ul>
Certifications	<ul style="list-style-type: none"> <li>• CE, RoHS, EIA/ECA-310-E, IP20 Protection Rating</li> </ul>		
Frames	<ul style="list-style-type: none"> <li>• Front frame has grommet-sealed cable openings: (2) 3.1"W x 3.4"D (78 mm x 85 mm) at top, and (2) 1.6"W x 1.8"D (41 mm x 46 mm) at bottom</li> <li>• Rear frame has grommet-sealed cable openings: (2) 4.3"W x 7.1"D (108 mm x 180 mm) at top, and (2) 3.2"W x 4.7"D (81 mm x 120 mm) at bottom</li> </ul>		
Top Panel	<ul style="list-style-type: none"> <li>• One-piece solid panel with (4) 2.5"W x 10.8"D (64 mm x 273 mm) grommet-sealed cable openings, (1) per corner</li> </ul>		
Bottom Panel	<ul style="list-style-type: none"> <li>• One-piece solid panel with (4) 2.5"W x 10.8"D (64 mm x 273 mm) grommet-sealed cable openings, (1) per corner</li> </ul>		



### PF CABINET FEATURES:

Roll-formed vertical rails, galvanized with built-in automatic potential equalization

Deep frame and reinforced fastening for enhanced rigidity, load capacity, and unrivaled lightness

The AirSeal design reduces bypass airflow and recirculation, even with rail adjustments





Rear accessory channels for zero-U flush mounting of PDUs and cables without disrupting airflow

Swing /brush modules ensure air sealing and cable pass-through in 800mm-wide cabinet

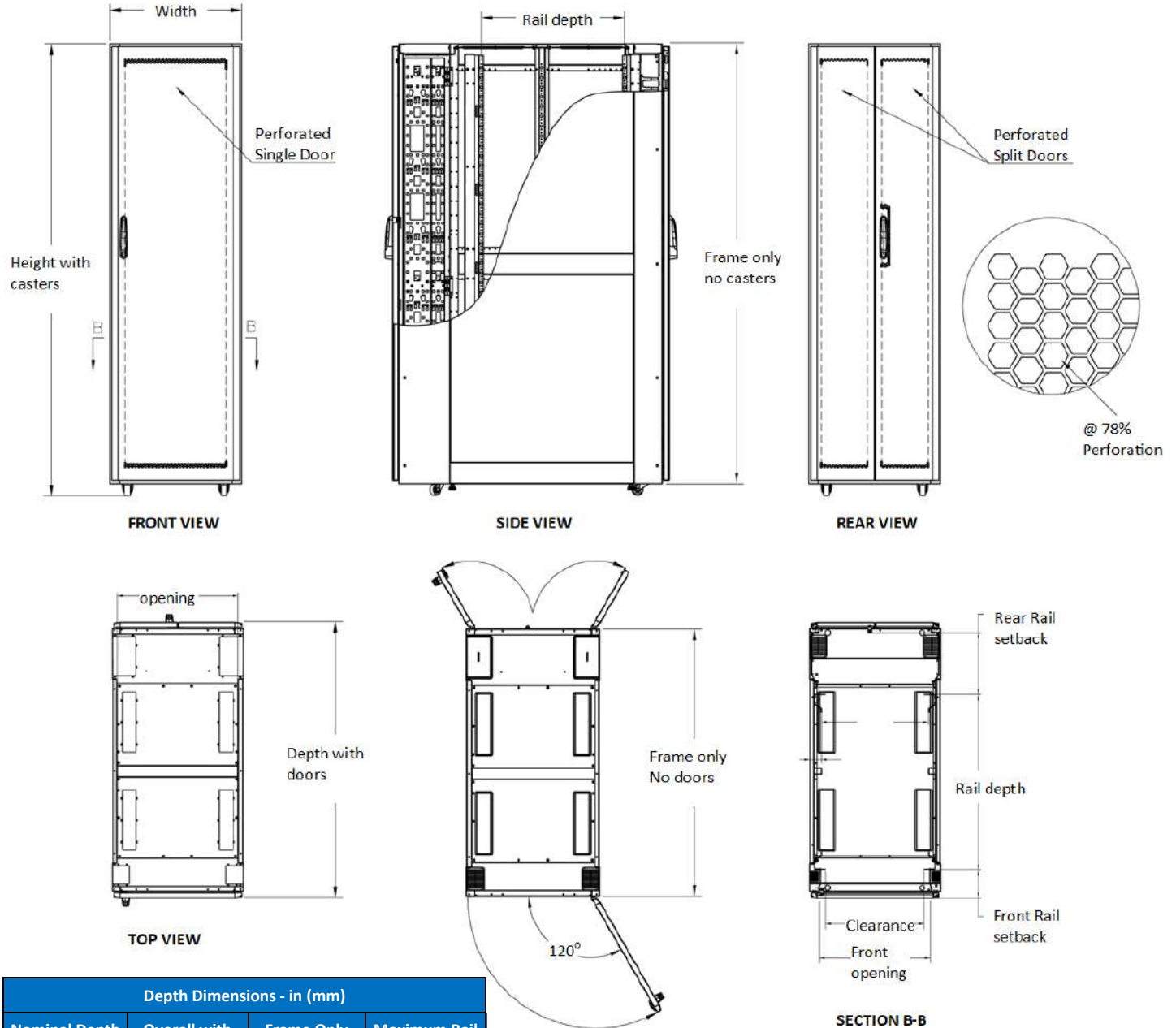
Cable fingers and grommet-sealed cable entry points along the vertical rails

Cables route through horizontal troughs along the edge of rack

Heavy-duty casters and internally accessible leveling feet



## DIMENSIONS AND DRAWINGS:



Depth Dimensions - in (mm)			
Nominal Depth	Overall with Doors	Frame Only No Doors	Maximum Rail Depth
39.5(1000)	41.8(1062)	39.5(1000)	27.5(700)
43.5(1100)	45.7(1162)	43.5(1100)	31.5(800)
47.5(1200)	49.7(1262)	47.5(1200)	35.5(900)

Front and Rear door each adds approximately 1.2" (31mm) to the frame.

Width Dimensions - in (mm)			
Nominal Width	Overall with Side Panels	Front Opening	Rack-Mount Width
23.5(600)	23.5(600)	20.1(510)	19(482.6)
31.5(800)	31.5(800)	28.0(711)	19(482.6)

Mounting Rail clearance is 17.8" (452mm).

Height Dimensions - in (mm)		
Rack Spaces (U)	Height with Casters	Frame Only No Casters
42	80.9(2056)	78.7(2000)
45	84.9(2156)	82.7(2100)
48	90.8(2306)	88.6(2250)
52	98.7(2506)	96.5(2450)

Casters add approximately 2.2" (56mm) to the frame.

**ORDERING INFORMATION:**

Use the part number configurator below to select a standard PF Cabinet.

Select the Height, Width, Depth, Door, Panels and Color. Example part number: PF6242-A111B

For other optional features and accessories, consult your local representative for details.

**Ships fully-assembled on pallets or in knock-down packages.**

PF	1	2	3	4	-	5	6	7	8																																																												
<div> <div> <b>2. Width</b> <table border="1"> <thead> <tr> <th>in</th> <th>mm</th> <th></th> </tr> </thead> <tbody> <tr> <td>23.5</td> <td>600</td> <td>6</td> </tr> <tr> <td>31.5</td> <td>800</td> <td>8</td> </tr> </tbody> </table> </div> <div> <b>3. Depth</b> <table border="1"> <thead> <tr> <th>in</th> <th>mm</th> <th></th> </tr> </thead> <tbody> <tr> <td>39.5</td> <td>1000</td> <td>0</td> </tr> <tr> <td>43.5</td> <td>1100</td> <td>1</td> </tr> <tr> <td>47.5</td> <td>1200</td> <td>2</td> </tr> </tbody> </table> </div> <div> <b>1. Height</b> <table border="1"> <thead> <tr> <th>in</th> <th>mm</th> <th>U</th> </tr> </thead> <tbody> <tr> <td>78.7</td> <td>2000</td> <td>42</td> </tr> <tr> <td>82.7</td> <td>2100</td> <td>45</td> </tr> <tr> <td>88.6</td> <td>2250</td> <td>48</td> </tr> <tr> <td>96.5</td> <td>2450</td> <td>52</td> </tr> </tbody> </table> </div> <div> <b>4. Door</b> <table border="1"> <tbody> <tr> <td>None</td> <td>N</td> </tr> <tr> <td>Single Perforated Front/ Double Perforated Rear</td> <td>A</td> </tr> <tr> <td>No Front/ Double Perforat- ed Rear</td> <td>B</td> </tr> </tbody> </table> </div> <div> <b>5. Top Panel</b> <table border="1"> <tbody> <tr> <td>0</td> <td>None</td> </tr> <tr> <td>1</td> <td>Grommet-Sealed</td> </tr> </tbody> </table> </div> <div> <b>6. Side Panel</b> <table border="1"> <tbody> <tr> <td>0</td> <td>None</td> </tr> <tr> <td>1</td> <td>Standard</td> </tr> <tr> <td>2</td> <td>Grommet-Sealed</td> </tr> </tbody> </table> </div> <div> <b>7. Bottom Panel</b> <table border="1"> <tbody> <tr> <td>0</td> <td>None</td> </tr> <tr> <td>1</td> <td>Grommet-Sealed</td> </tr> </tbody> </table> </div> <div> <b>8. Color</b> <table border="1"> <tbody> <tr> <td>B</td> <td>Black</td> </tr> <tr> <td>G</td> <td>Light Gray</td> </tr> </tbody> </table> </div> </div>										in	mm		23.5	600	6	31.5	800	8	in	mm		39.5	1000	0	43.5	1100	1	47.5	1200	2	in	mm	U	78.7	2000	42	82.7	2100	45	88.6	2250	48	96.5	2450	52	None	N	Single Perforated Front/ Double Perforated Rear	A	No Front/ Double Perforat- ed Rear	B	0	None	1	Grommet-Sealed	0	None	1	Standard	2	Grommet-Sealed	0	None	1	Grommet-Sealed	B	Black	G	Light Gray
in	mm																																																																				
23.5	600	6																																																																			
31.5	800	8																																																																			
in	mm																																																																				
39.5	1000	0																																																																			
43.5	1100	1																																																																			
47.5	1200	2																																																																			
in	mm	U																																																																			
78.7	2000	42																																																																			
82.7	2100	45																																																																			
88.6	2250	48																																																																			
96.5	2450	52																																																																			
None	N																																																																				
Single Perforated Front/ Double Perforated Rear	A																																																																				
No Front/ Double Perforat- ed Rear	B																																																																				
0	None																																																																				
1	Grommet-Sealed																																																																				
0	None																																																																				
1	Standard																																																																				
2	Grommet-Sealed																																																																				
0	None																																																																				
1	Grommet-Sealed																																																																				
B	Black																																																																				
G	Light Gray																																																																				


**THERMAL MANAGEMENT ACCESSORIES:**

To enhance cooling performance by regulating conditioned and exhaust airflow within the cabinet

**Cable Port Grommet Kit**

- Replace grommets that cover cable openings in the panels, frames and mounting rails to block airflow around equipment.
- Grommets are snap-on, flexible plastic. Trim as needed to form seal around cables or accessories.
- Allows for quick cable installation while maintaining air seal; Suitable for high density cabling applications

Part number	Description
PGK600	Grommet kit for 600mm wide cabinets
PGK800	Grommet kit for 800mm wide cabinets

**THERMAL MANAGEMENT ACCESSORIES:****Side Panels**

- Available in Solid or Grommet-sealed side panels
- Panels feature drop-in design and are removable, lockable to the cabinet frame
- Grommet-sealed side panel features (4) cable openings per panel. Cable opening size is 4.3"W x 7.1"D (108 mm x 180 mm)
- Grommets are flexible plastic, snap-on design and can be trimmed to allow cable passage

Part Number			Panel	Cabinet Height (U)
1000 mm Depth	1100 mm Depth	1200 mm Depth		
PSP4200	PSP4210	PSP4220	Solid	42
PSP4500	PSP4510	PSP4520	Solid	45
PSP4800	PSP4810	PSP4820	Solid	48
PSP5200	PSP5210	PSP5220	Solid	52
PSP4201	PSP4211	PSP4221	Grommet	42
PSP4501	PSP4511	PSP4521	Grommet	45
PSP4801	PSP4811	PSP4821	Grommet	48
PSP5201	PSP5211	PSP5221	Grommet	52

**POWER MANAGEMENT ACCESSORIES:****Full Height PDU Bracket**

- Available in Single or Dual PDUs options
- Bracket attaches to the rear cabinet frame for flushing mount of PDUs
- Tool-less mounting feature at 12-1/4" increments up to 61-1/4" and 64-3/4"
- Select Bracket to match PDU width
- Use Dual Bracket to mount (2) 2.2" PDUs side-by side or (1) 4" high outlet density PDU chassis.
- Select part number to match cabinet height


Part Number		Cabinet Height (U)
2.2" Wide Chassis	4" Wide Chassis	
PPB422	PPB424	42
PPB452	PPB454	45
PPB482	PPB484	48
PPB522	PPB524	52

**Standard PDU Bracket**

- Bracket attaches to the rear cabinet frame and is adjustable along the cabinet height
- Provide tool-less PDU attachment points spaced 61-1/4" (1556 mm) or 64-3/4" (1645 mm) apart on cabinets
- Provide alternative attachment points for PDU and other accessories

Part number	Description
PSB001	Standard PDU Bracket

## CABLE MANAGEMENT ACCESSORIES:

**Vertical Cable Manager (Sectional)**

- Easily snap on vertical mounting rails
- Openings between fingers align with each U
- Hinged cover is included for cabinets wider than 600mm
- Sectional design to match cabinet usable height
- Material: plastic fingers; steel panels

Part Number		Cabinet Height (U)
600mm Wide Cabinet	800mm Wide Cabinet	
PCM642	PCM842	42
PCM645	PCM845	45
PCM648	PCM848	48
PCM652	PCM852	52

**Front-to-Rear Cable Manager**

- Adjust depth and align with openings between mounting rails and frames to create a cable pathway from front to rear rails
- Secure to the side of mounting rails using supplied hardware
- Adjustable to match various front-to-rear rail depths from 20" (508mm) to 36" (915mm)
- Material: steel

Part Number		Rail Depth Range in (mm)
600mm Wide Cabinet	800mm Wide Cabinet	
N/A	PHCM800	20-36 (508–915)

**Vertical Cable Lashing Panel**

- Attach to cabinet frame to create vertical pathways for cable bundles
- Adjustable along the cabinet depth; Can be installed adjacent to a vertical cable manager.
- Available in 2 widths: 2.4" (60mm), 4.7" (120mm)
- Material: steel

Part Number		Cabinet Height (U)
2.4" (60mm)	4.7" (120mm)	
PCL422	PCL424	42
PCL452	PCL454	45
PCL482	PCL484	48
PCL522	PCL524	52

**Standard Cable/Accessory Bracket**

- For cable lashing or securing small cable bundles
- Bracket attaches to the rear cabinet frame and is adjustable along the cabinet height
- Provide alternative attachment points for PDU and other accessories

Part number	Description
PCB001	Cable PDU Accessory Bracket



## OTHER ACCESSORIES:

## Blank Panel



- Toolless snap into standard 19" cabinet
- Optimize airflow and improve cooling efficient
- Plastic, light and attractive
- Dimensions: 1.75"H x 19"W x 0.8"D

Part number	Description
323131412	1U 19-inch Rack Mount Plastic Toolless Blacking Panel
323132812	2U 19-inch Rack Mount Plastic Toolless Blacking Panel
SA1201	1U 19-inch Rack Mount Metal Blacking Panel
SA1202	2U 19-inch Rack Mount Metal Blacking Panel
SA1204	4U 19-inch Rack Mount Metal Blacking Panel
9833NB059W	1U blank panel with quick release and cable lashing

## Horizontal 19" Cable Manager



- Convenient mounting
- Durable and premium quality craftsmanship
- Dimensions: 3.5"H x 19"W x 3"D

Part number	Description
SA1701	1U 19-inch Rack Mount Metal Cable Manager with Cover
SA1702	2U 19-inch Rack Mount Metal Cable Manager with Cover
981500118	1U 19-inch Rack Mount Plastic Cable Manager with Cover
981500120	2U 19-inch Rack Mount Plastic Cable Manager with Cover
SA5400	1U 19-inch Rack Mount Brush Cable Manager
SA2001	1U 19-inch Rack Mount Plastic D-ring Cable Manager

## 4-Post Fixed shelf



- For adding non-rackmount equipment and peripherals in office, studio or home applications
- Heavy-duty construction for exceptional stability
- Provides flexibility to fit various installation

Part number	Description
PA01047501	19-inch Fixed shelf, for 1000mm depth cabinet, 60Kg load
PA01057501	19-inch Fixed shelf, for 1100mm depth cabinet, 60Kg load
PA01067501	19-inch Fixed shelf, for 1200mm depth cabinet, 60Kg load
PA02047501	Heavy-duty fixed shelf, for 1000mm depth cabinet, 100Kg
PA02057501	Heavy-duty fixed shelf, for 1100mm depth cabinet, 100Kg
PA02067501	Heavy-duty fixed shelf, for 1200mm depth cabinet, 100Kg

## 4-Post Sliding shelf



- Heavy duty ball bearing slides, with position lock function
- Easy access to the rear side of device

Part number	Description
SG0556	22.3-23.8" Adjustable 4-Post Sliding Shelf
SG0566	26.3-27.8" Adjustable 4-Post Sliding Shelf
SG0574	28.2-29.7" Adjustable 4-Post Sliding Shelf

## L-shape Rack Rails



- Fits all standard 19", 23" and 30" racks and cabinets
- 14-gauge 2.0mm SPCC commercial cold-rolled steel

Part number	Description
SWA0121-502-B	1U Heavy Duty 20-33.5" Adjustable L-shape Rails
PA11047501	L rail, for 1000mm depth cabinet, 60Kg load
PA11057501	L rail, for 1100mm depth cabinet, 60Kg load
PA11067501	L rail, for 1200mm depth cabinet, 60Kg load

## Sliding Lock Drawer



- Lockable drawer perfect for storing device, software and documents
- Durable and sturdy with powder coated heavy duty steel

Part number	Description
SA1302	2U 14" Sliding Lock Drawer
SA1303	3U 14" Sliding Lock Drawer
SA1304	4U 14" Sliding Lock Drawer

## Sliding Keyboard Tray



- Contains 2 Mounting brackets for front installation
- Cold Rolled Steel with powder coated finish that protects them from rust and corrosion

Part number	Description
SKT145-1U	1U 13" Sliding Keyboard Tray